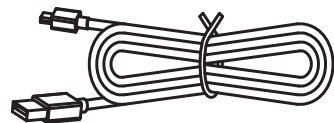
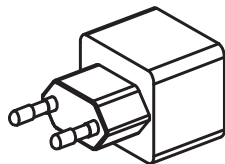


INCLUDED



Thank you for caring

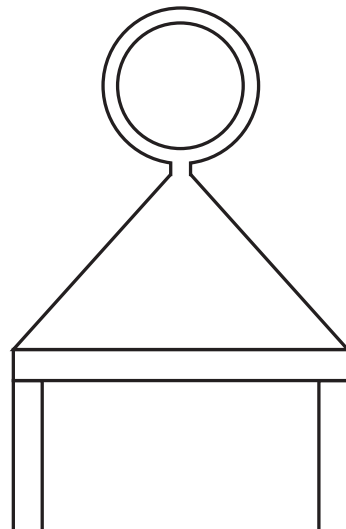
Always recycle!

Please refer to the local environmental laws for recycling and disposal of battery.


EU-directives 2002/96/EC, 2006/66/EC

LIGHTSON
|||||
unplugged

INSTRUCTION FARO 47 & FARO 67



HOW TO USE



Press the button to turn on the light.

Hold the button for a few seconds to dim the light.

To turn off the light press the button.

CHARGING

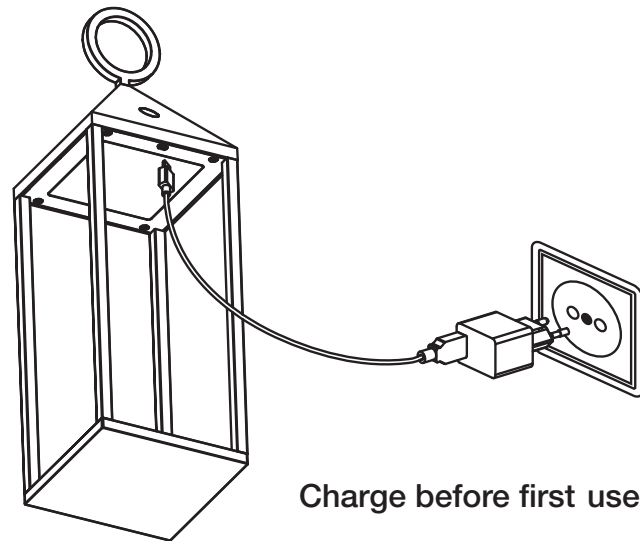
To charge, open the protective silicone cover and insert the cord.

When charging, the button turns red.

When fully charged it turns green.

The battery has an overcharge protection.

You can also use a mobile phone charger
INPUT: AC100-240V 50/60Hz,
OUTPUT: 5V---1A, Micro USB



TECHNICAL DATA

Power:	2.2 W
Operating voltage:	DC 3.7V
Luminous flux:	187 LM
LED:	PHILIPS 3014/25PCS
Lithium Battery:	18650/2200mAH*2
Charge:	6H
Work time:	10-30H
Class:	II
IP rating:	IP54

NOTE!

The lamp is approved for outdoor use. However, it should not be plugged to the electrical circuit in damp / wet environments.

A damaged or broken power adapter / cable cannot be repaired and must be replaced.

The LEDs are integrated into the lamp housing and are not replaceable.